

LitterWatch Victoria new quarterly newsletter



[Visit LitterWatch](#)

Since LitterWatch has been completed and the webpage, litterwatchvictoria.org.au, went public, our audience has grown to almost 300 users over 17 groups! You have helped collect over a MILLION pieces of litter and a few other highlights below.



With the massive uptake of users, we are implementing a regular newsletter to keep you updated. Engagement with yourself and other stakeholders revealed that until now:

- Victoria lacked a clear central location to store, interact with and extract litter data
- Strategic planning was not using information from the litter surveys being undertaken
- Groups carried out surveys and categorised litter in different ways making it difficult to compare litter data
- Many were spending time and effort storing and manipulating their own data with limited access to bigger datasets

LitterWatch Victoria was developed to address these issues. While the outcome of LitterWatch will be improved data collection that can be used to make decisions and set policy, the key focus has been on how to best support the groups collecting the

data.

If you haven't already, check out the 2022 user guide and the 2020 How to Video
[How to user guide](#)
[How to LitterWatch Video](#)



2020 LitterWatch how to video

Get started with LitterWatch with this video to introduce you to the different pages and a quick introduction to registering and entering surveys. Check out the guide for more detailed information.

Recent Updates

The website has been updated with additional categories, which include being able to record face masks. The current list of categories can be found when you log in. An updated user guide has also been added and is linked in this newsletter above the video, they can be found on the website under 'Resources'.

The latest [Port Phillip Bay Environmental Management Plan](#) report has utilised data and information from LitterWatch for reporting. This has been able to provide an overview and key findings in 2021 and will be updated with subsequent yearly reports.

Where's

next?

Our vision is a comprehensive state-wide dataset of litter, used for planning, policy making, engagement and reporting across organisations. This will provide baselines to measure the impact of actions including those in [DEECA's Port Phillip Bay Environmental Management Plan](#). The data can also help prioritise where litter work should be undertaken and funded. Ultimately, leading to improved outcomes for biodiversity, water quality and amenity.

The Commonwealth in partnership with CSIRO are undertaking a process to develop a National Pollution Portal. We are involved in discussions about harmonisation of litter data and how our data can be utilised for national reporting.

As part of this new regular newsletter, we will shine a spotlight on a group or organisation that utilises or interacts with LitterWatch. Thanks to Ross Headifen from BeachPatrol for providing the first spotlight information below.

Group Spotlight - BeachPatrol

BeachPatrol Australia (BPA), based in Melbourne, consists of approximately 45 volunteer groups over 45 post codes conducting cleans of primarily plastic litter from our beaches and streets/public spaces. Our collection data is automatically fed into the LitterWatch database via our phone app, LitterStopper. The app makes it quick and simple for our groups to enter data and allows our collection efforts to be counted into the wider measuring of plastic litter across the State of Victoria. BPA consists of BeachPatrol (BP) groups which clean beaches and Love Our Street (LOS) groups which clean streets and parks in their neighbourhoods, stopping rubbish from being washed down drains and ending up in our waterways and on our beaches. The groups consist of volunteers who care about their local environment and cleans are conducted once per month in their local area. BPA groups therefore have good reach into their local communities to raise awareness of the plastic pollution problem.



About 120+ entries are made per month via the LitterStopper app into LitterWatch. Most groups do one entry per month, but some groups have volunteers that are more active and do multiple entries on their own per month, entering data from their individual cleans. Our Warrnambool BP group volunteers top this list! In addition to BPA there are other community organisations that use the LitterStopper app now to submit their own clean up information. Knowing that the app data feeds into LitterWatch is an important factor for these groups as they too want their efforts and results counted towards identifying and hopefully helping to solve our plastic litter problem.

[LitterStopper app](#)

[BeachPatrol website](#)

[BeachPatrol Facebook](#)

[Love Our Street \(LOS\) website](#)

Screenshot from LitterStopper app with some examples of categories available to select when inputting data

5:46



FULL AUDIT CLEAN



Bot GL



Bot PL



Can Met




PPE



H>5



H<5



S>5



S<5



Micro



Food Wr



Food Ct



Lolli Stk



Sauce Pk



Bag Pl



Zip L




Straw




Bot Top




Bot Lab



Cup Cof



Cup Oth



TOTAL : 0